
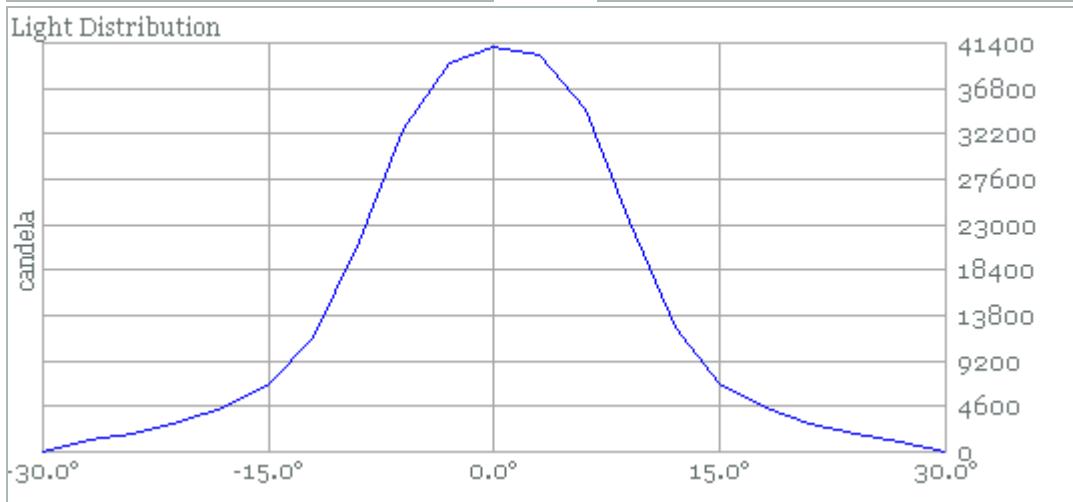
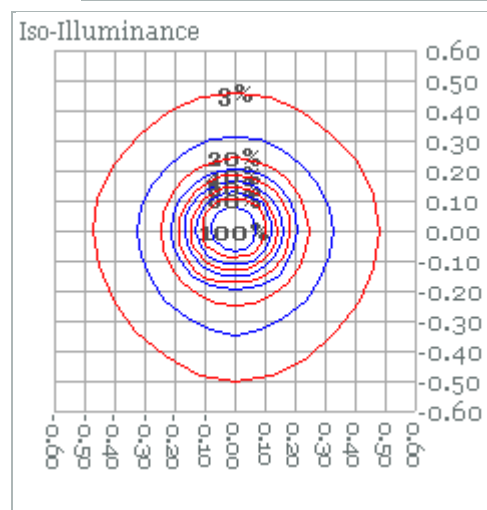
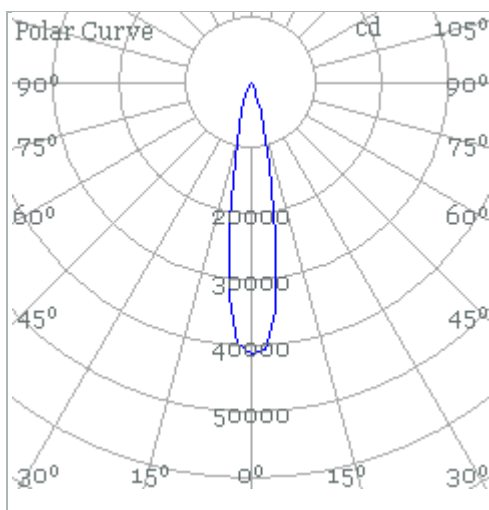



Exterior 410 Photometrics

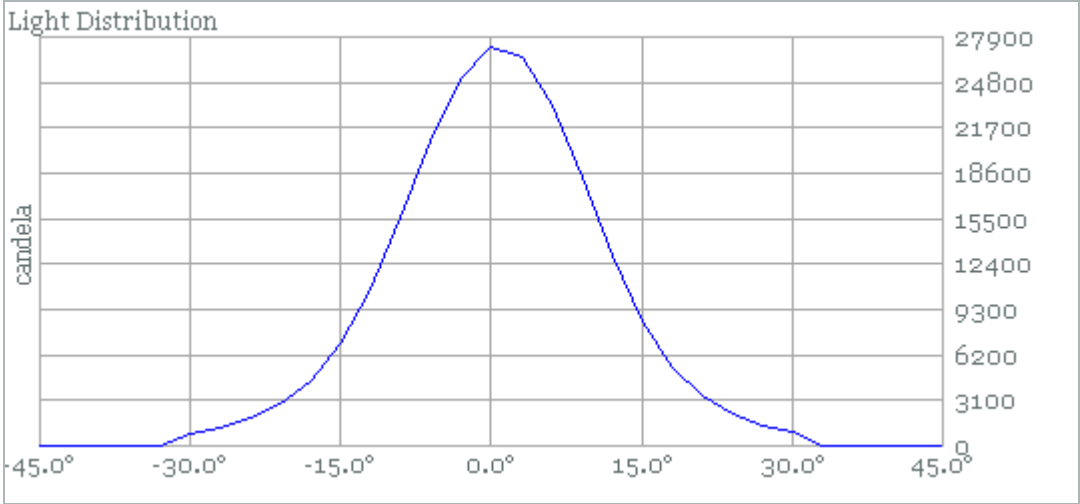
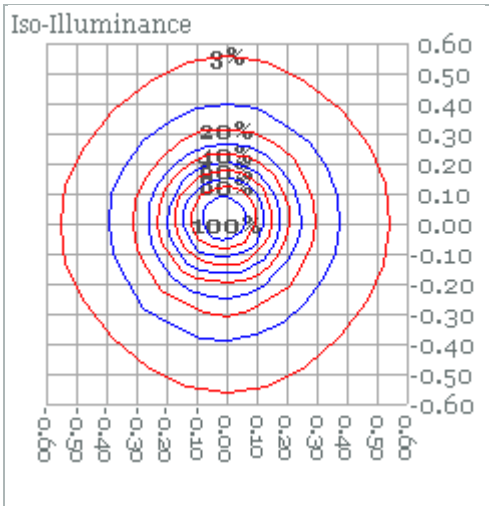
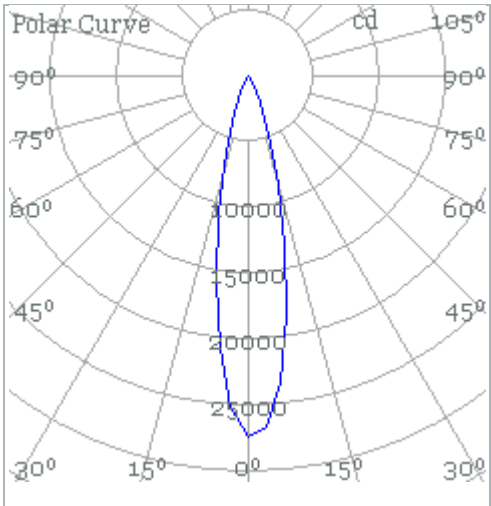
Balanced White 6500K
Standard (Without Diffuser) (19°)

m.	Ø 50%	19°	E (lux)	Efficacy
5	1.7		1640	41.1 lumens per watt
10	3.3		410	Half-peak diameter
20	6.7		103	0.33 X distance(m)
30	10.0		46	Illuminance
50	16.7		16	41000 / distance ² (lux)
				Total Output
				5600 (lumens)




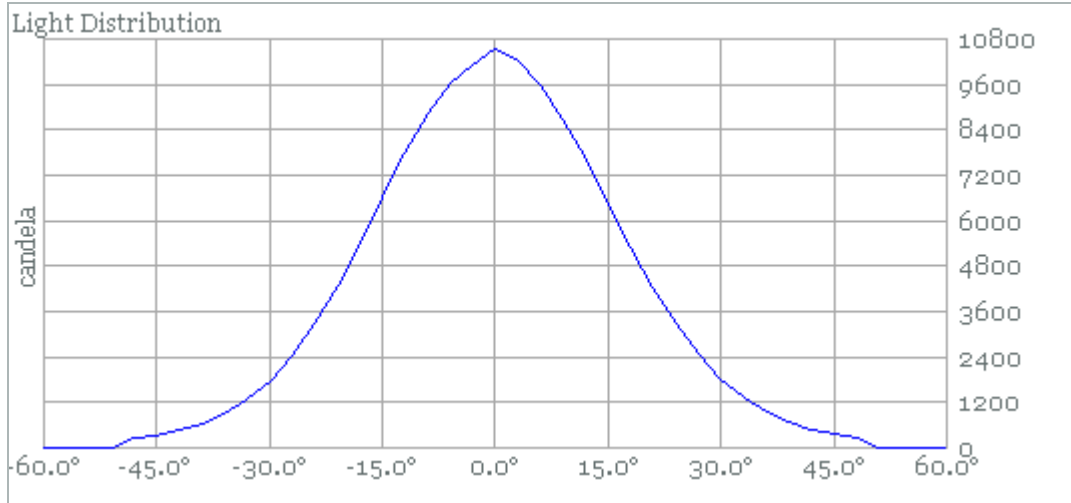
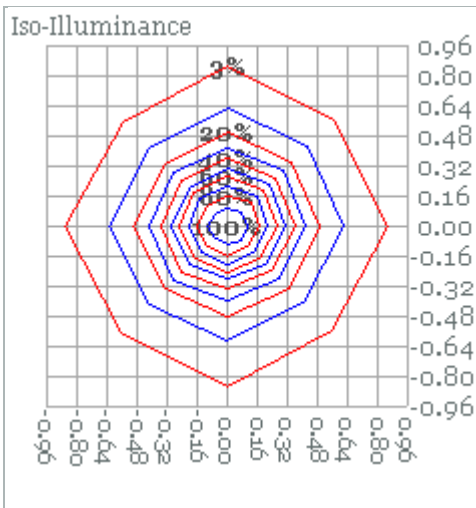
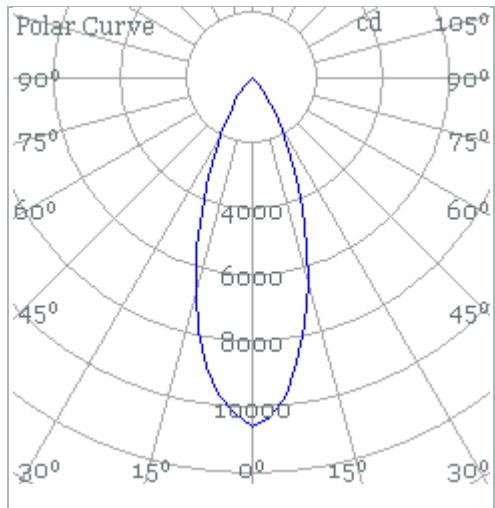
Balanced White 6500K
Standard (Narrow Diffuser) (22°)

m.	Ø 50%	22°	E (lux)	Efficacy
				37.9 lumens per watt
5	1.9		1080	Half-peak diameter
10	3.9		270	0.39 X distance(m)
20	7.8		68	Illuminance
30	11.7		30	27000 / distance ² (lux)
50	19.4		11	Total Output
				5200 (lumens)




Balanced White 6500K
Standard (Medium Diffuser) (36°)

m.	Ø 50%	36°	E (lux)	Efficacy
5	3.2		440	36 lumens per watt
10	6.5		110	Half-peak diameter
20	13.0		28	0.65 X distance(m)
30	19.5		12	Illuminance
50	32.5		4	11000 / distance ² (lux)
				Total Output
				4900 (lumens)



Balanced White 6500K
Standard (Wide Diffuser) (65°)

m.	Ø 50%	65°	E (lux)	Efficacy
5	6.4		160	37.6 lumens per watt
10	12.7		40	Half-peak diameter
20	25.5		10	1.27 X distance(m)
30	38.2		4	Illuminance
50	63.7		2	4000 / distance ² (lux)
				Total Output
				5100 (lumens)

